



OFFICE OF INTERNAL QUALITY ASSURANCE CELL (IQAC)

## SRIKISHAN SARMA COLLEGE

(Affiliated to Assam University)

ESTD – 1950

P.O HAILAKANDI, Dist. – HAILAKANDI, PIN – 788 151 (ASSAM)

URL: [www.sscollegehkd.ac.in](http://www.sscollegehkd.ac.in) Email: [sscollege@sscollegehkd.ac.in](mailto:sscollege@sscollegehkd.ac.in)

Phone/Fax No. (03844) 222409



### Student Survey (Feedback)

#### Report 2023-2024

Feedback given by the students on Teachers and their overall Evaluation

Sl No	Parameters	Satisfactory	Unsatisfactory
1	How much of the syllabus was covered in the class?	85 to 100% (32.7%)	
2	How well did the teachers prepare for the classes	Satisfactorily 56.1 %	
3	How well were the teachers able to communicate	Sa Always effective 57.1 %	
4	The teacher's approach to teaching can best be described as	Excellent 35.7%	
5	Fairness of the internal evaluation process by the teachers	Always Fair 70.4 %	
6	Was your performance in assignments discussed with you	Every time 49 %	
7	The institute takes active interest in promoting internship, student exchange, field visit opportunities for students.		Never 26.5%
8	The teaching and mentoring process in your institution facilitates you in cognitive, social and emotional growth.	Very well 33.7 %	
9	The institution provides multiple opportunities to learn and grow	Agree 38.8 %	
10	Teachers inform you about your expected competencies, course outcomes and programme outcomes.	Every time 49 %	
11	Your mentor does a necessary follow-up with an assigned task to you	Every time 40.8%	
12	The teachers illustrate the concepts through examples and applications	Every time 46.9 %	
13	The teachers identify your strengths and encourage you with providing right level of challenges.	Fully 48%	
14	Teachers are able to identify your weaknesses and help you to overcome them	Every time 45.9%	
15	The institution makes effort to engage students in the monitoring, review and continuous quality improvement of the teaching learning process	Strongly agree 36.7%	
16	The institute/ teachers use student centric methods, such as experiential learning,	To a great extent 36.7%	

	participative learning and problem-solving methodologies for enhancing learning experiences.		
17	Teachers encourage you to participate in extracurricular activities	Strongly agree 39.8%	
18	Efforts are made by the institute/ teachers to inculcate soft skills, life skills and employability skills to make you ready for the world of work.	To a great extent 41.8%	
19	The overall quality of teaching-learning process in your institute is very good.	Strongly agree <b>39.8%</b>	
20	What percentage of teachers use ICT tools such as LCD projector, Multimedia, etc. while teaching.		Bellow 29%

**Findings:** After an analysis it is found that the Institution should give more stress to the parameters showing above in the table where students exerted their dissatisfaction


1. The institute takes active interest in promoting internship, student exchange, field visit opportunities for students.

2. percentage of teachers use ICT tools such as LCD projector, Multimedia, etc. while teaching.

#### **Action to be taken**

The overall evolution on different questions by the students along with the analysis is submitted to the authority for further action.

  
Principal-in-charge  
S.S. College, Hailakandi

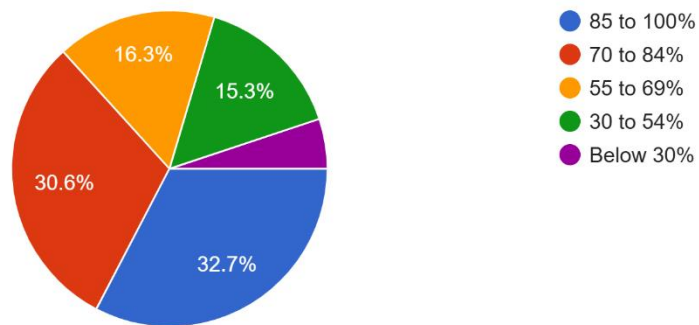
  
(Debadutta Chakravarty)  
Coordinator IQAC  
S.S. College, Hailakandi

**D. Chakravarty**  
Coordinator-IQAC  
S.S. College, Hailakandi

1.

How much of the syllabus was covered in the class?

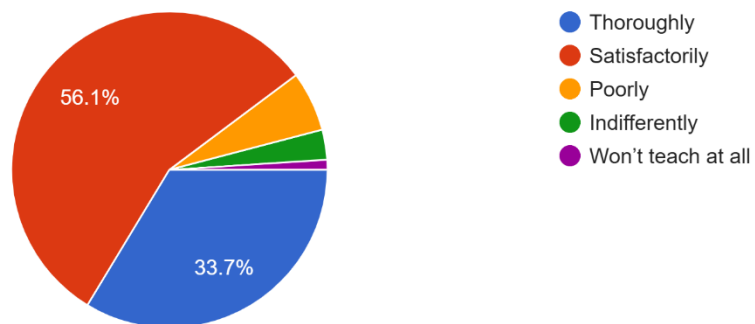
98 responses



2.

How well did the teachers prepare for the classes?

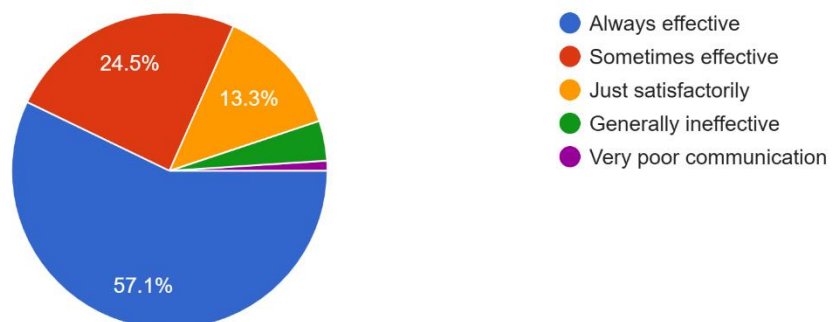
98 responses



3.

How well were the teachers able to communicate?

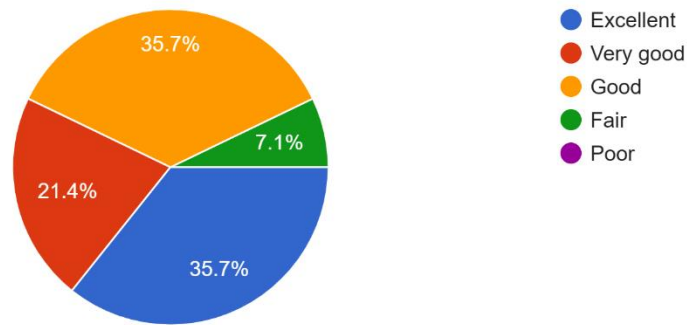
98 responses



4.

The teacher's approach to teaching can best be described as

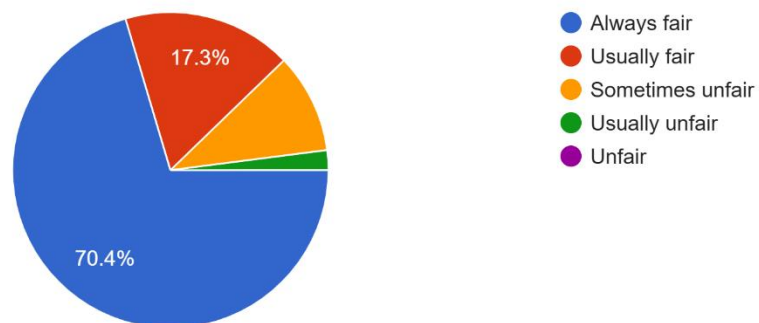
98 responses



5.

Fairness of the internal evaluation process by the teachers.

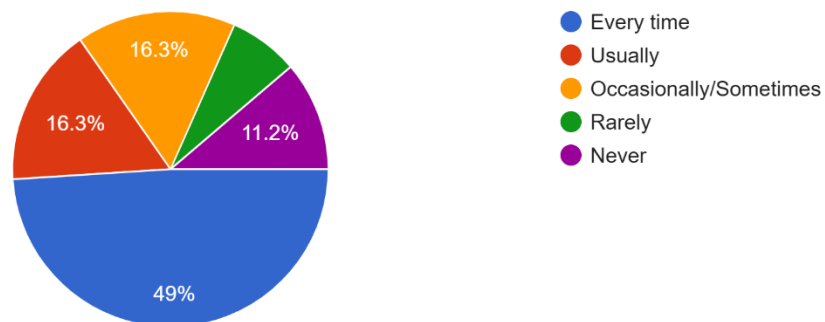
98 responses



6.

Was your performance in assignments discussed with you?

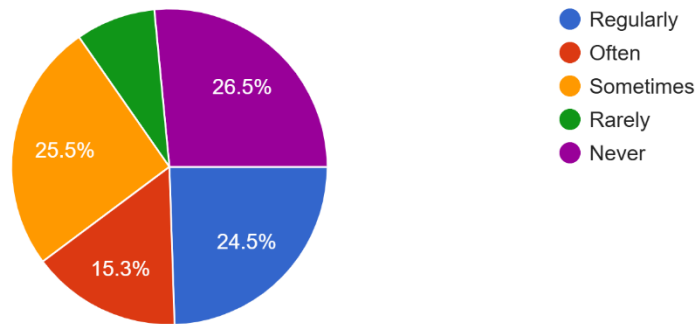
98 responses



7.

The institute takes active interest in promoting internship, student exchange, field visit opportunities for students.

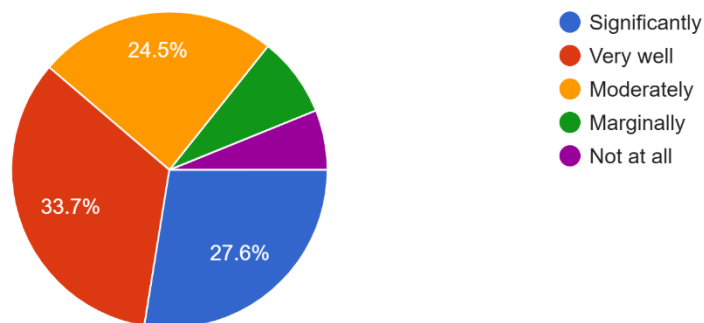
98 responses



8.

The teaching and mentoring process in your institution facilitates you in cognitive, social and emotional growth.

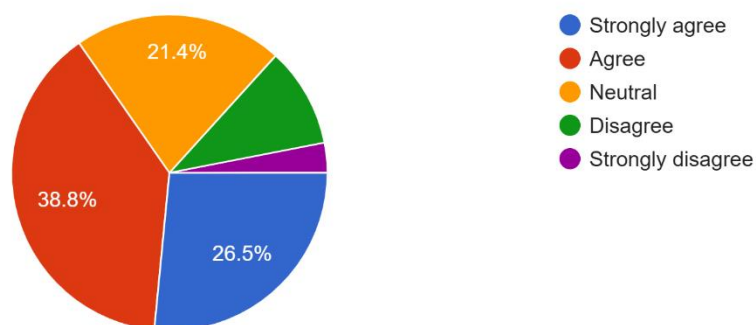
98 responses



9.

The institution provides multiple opportunities to learn and grow

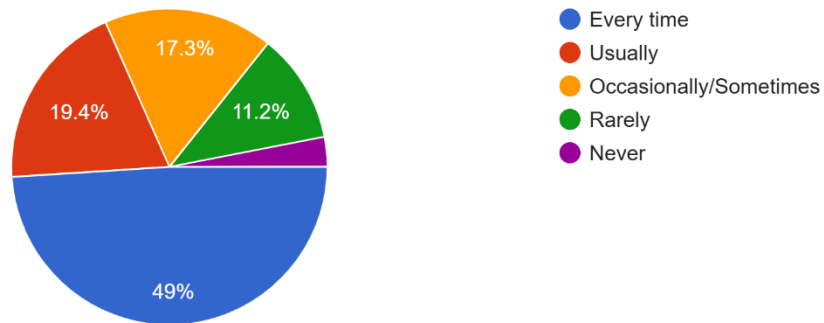
98 responses



10

Teachers inform you about your expected competencies, course outcomes and programme outcomes.

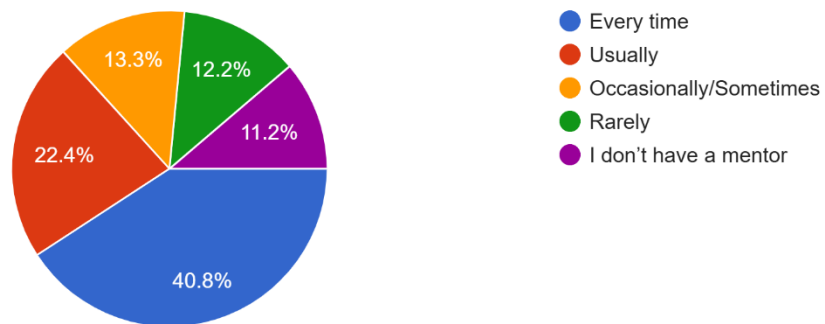
98 responses



11

Your mentor does a necessary follow-up with an assigned task to you.

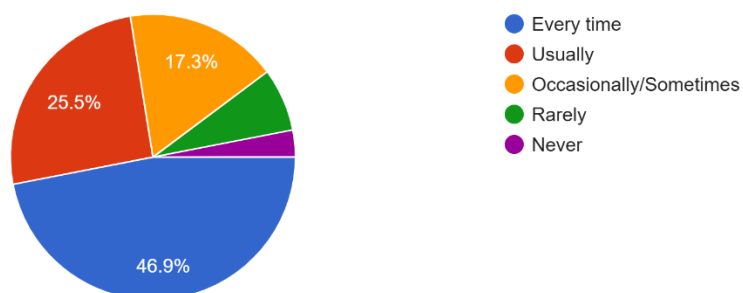
98 responses



12

The teachers illustrate the concepts through examples and applications

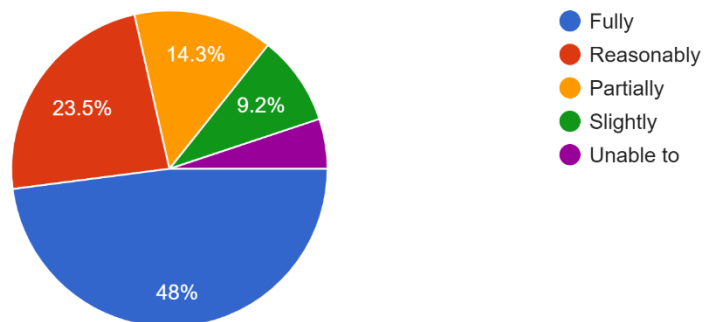
98 responses



13

The teachers identify your strengths and encourage you with providing right level of challenges.

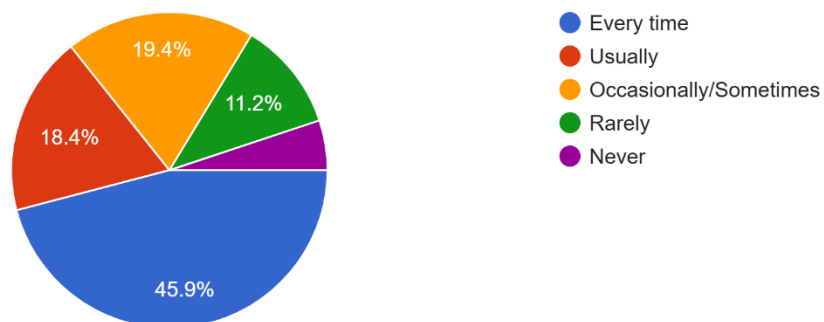
98 responses



14

Teachers are able to identify your weaknesses and help you to overcome them.

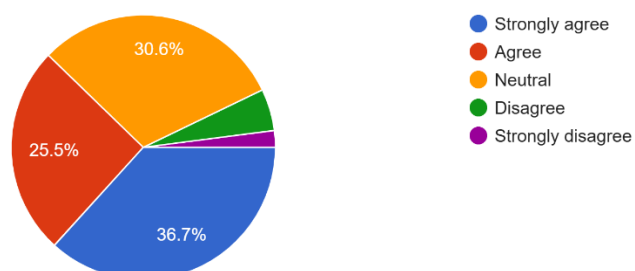
98 responses



15

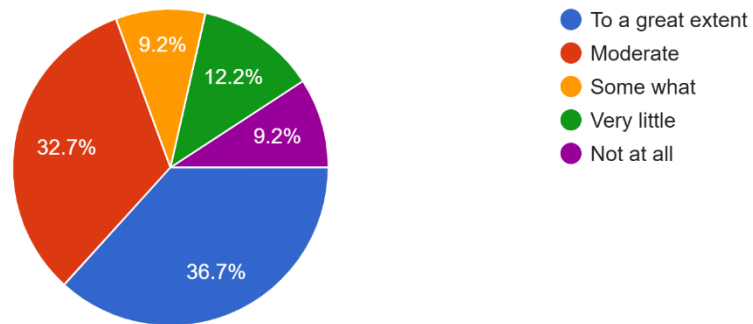
The institution makes effort to engage students in the monitoring, review and continuous quality improvement of the teaching learning process

98 responses



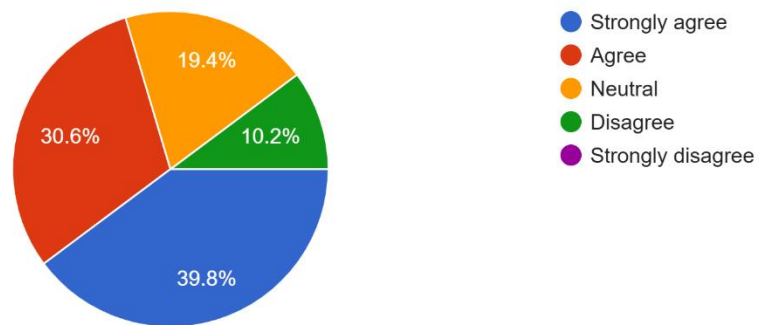
The institute/ teachers use student centric methods, such as experiential learning, participative learning and problem solving methodologies for enhancing learning experiences.

98 responses



Teachers encourage you to participate in extracurricular activities.

98 responses

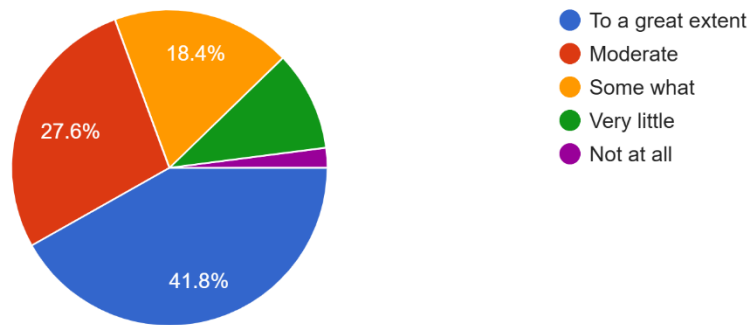




18

Efforts are made by the institute/ teachers to inculcate soft skills, life skills and employability skills to make you ready for the world of work.

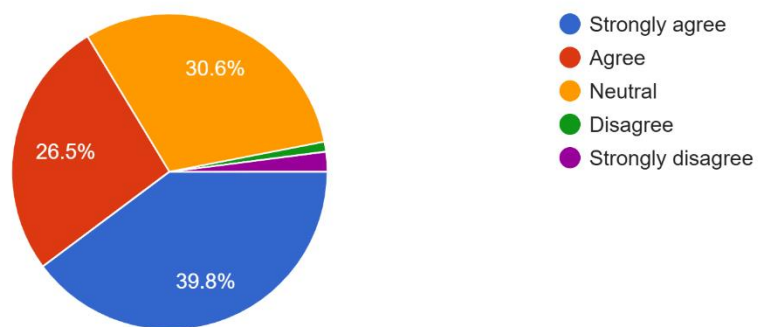
98 responses



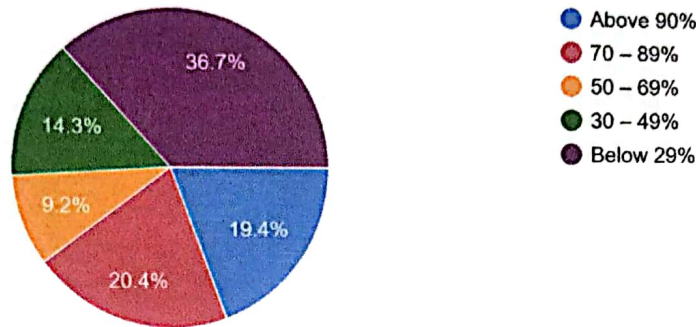
19

The overall quality of teaching-learning process in your institute is very good.

98 responses



What percentage of teachers use ICT tools such as LCD projector, Multimedia, etc. while teaching.  
98 responses



### STUDENT SATISFACTION SURVEY REPORT 2023-2024

Feedback of 98 students have been taken through Google form with the following findings:

**Findings:** After a thorough analysis of the different parameters of the table/chart shown above for acquiring information regarding the overall assessment of the institution by the students, it is found that in case of parameter no. 7, 26.5% students expressed their dissatisfaction.

But in case of parameter 20 students expressed their dissatisfaction on the use of ICT tools by the teachers. According to our analysis it is found that 36.7% expressed that below 29% of teachers only used ICT tools in course of their teaching learning process.


In case of the other parameters set for the students' assessment, students have given positive responses like "adequate", "with some difficulty", etc.

**On the basis of the findings, the IQAC suggests the authority to look into the following areas for the maximum benefit of the institution:**

A) The faculty should encourage the students to participate in programs like internship, student exchange, field visits etc. and the institution should ensure such programs for the benefit of the students.

B) The faculty should be encouraged to use ICT tools during teaching learning process to make the classes more effective.

  
Principal-in-charge  
S.S. College, Hailakandi

  
(Debadutta Chakravarty)  
Coordinator IQAC  
S.S. College, Hailakandi

D. Chakravarty  
Coordinator-IQAC  
S.S. College, Hailakandi